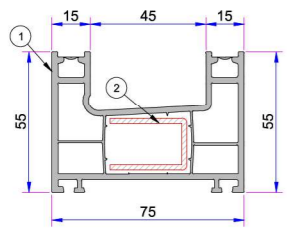
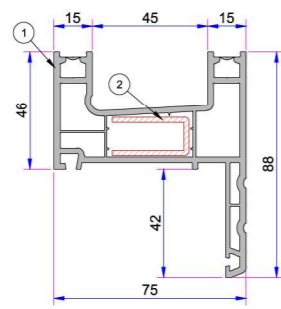


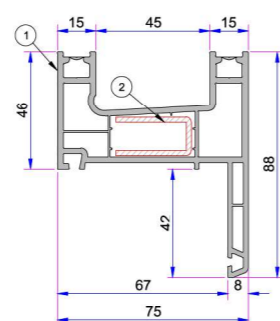
SLIDING SERIE PVC PROFILE SYSTEM



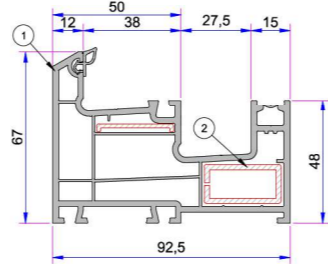
1. **Frame Profile (Double Rail)**
P.A.232.1106.600.0.00.01
2. **Reinforcement (30x20x30)**
1,2mm - 34022 - 12006
1,5mm - 34022 - 15006
2 mm - 34022 - 20006



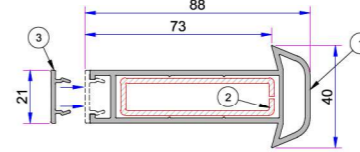
1. **Frame Profile (Decorative Sill)**
P.A.232.1107.600.0.00.01
2. **Reinforcement (30x15x30)**
1,2mm - 34022 - 12034
1,5mm - 34022 - 15034
2 mm - 34022 - 20034



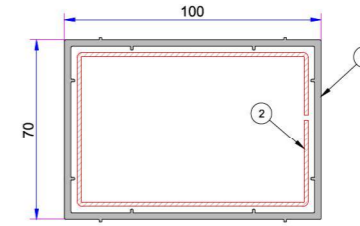
1. **Frame Profile (With Sill)**
P.A.232.1110.600.0.00.01
2. **Reinforcement (30x15x30)**
1,2mm - 34022 - 12034
1,5mm - 34022 - 15034
2 mm - 34022 - 20034



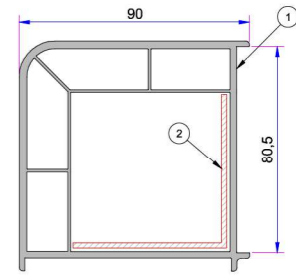
1. **Single Rail Frame Profile**
P.A.232.1105.600.0.00.01
2. **Reinforcement (30x15)**
1,2mm - 34022 - 12135
1,5mm - 34022 - 15125
2 mm - 34022 - 20125



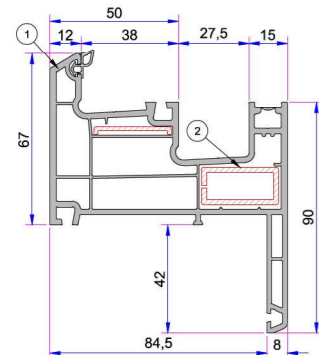
1. **Universal Large Coupling Profile**
P.A.058.5000.600.0.00.19
2. **Reinforcement (15x60)**
1,2mm - 34022 - 12123
1,5mm - 34022 - 15123
2 mm - 34022 - 20123
3. **Universal Large Coupling Cover Profile**
P.A.058.5707.600.0.00.19



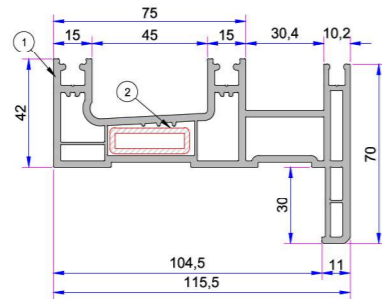
1. **Box Profile (70x100)**
P.A.070.5202.600.0.00.19
2. **Reinforcement (60x90)**
1,2mm - 34022 - 12121
1,5mm - 34022 - 15121
2 mm - 34022 - 20121



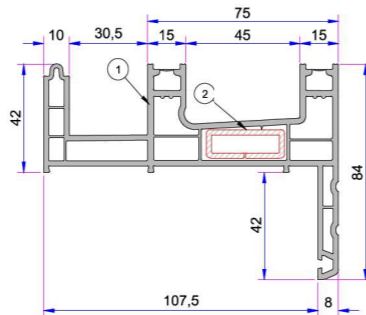
1. **90° Corner Profile**
P.A.080.5100.600.0.00.19
2. **Reinforcement (60x60)**
1,2mm - 34022 - 12306
1,5mm - 34022 - 15306
2 mm - 34022 - 20306



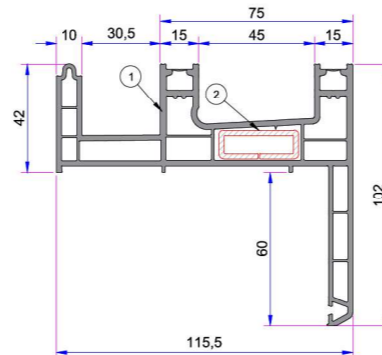
1. **Single Rail Sliding Frame (With Sill)**
P.A.232.1114.600.0.00.01
2. **Reinforcement (30x15)**
1,2mm - 34022 - 12135
1,5mm - 34022 - 15135
2 mm - 34022 - 20135



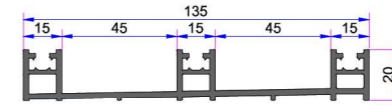
1. **Frame Profile With Internal Fly-Screen**
P.A.242.1109.600.0.00.01
2. **Reinforcement (30x10)**
1,2mm - 34022 - 12107
1,5mm - 34022 - 15107
2 mm - 34022 - 20107



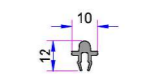
1. **Frame Profile With Fly - Screen & Sill**
P.A.232.1109.600.0.00.01
2. **Reinforcement (30x11)**
1,2mm - 34022 - 12107
1,5mm - 34022 - 15107
2 mm - 34022 - 20107



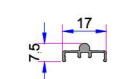
1. **Double Rail Frame Profile With Fly - Screen 60 mm Sill**
P.A.232.1115.600.0.00.01
2. **Reinforcement (30x11)**
1,2mm - 34022 - 12107
1,5mm - 34022 - 15107
2 mm - 34022 - 20107




Alm. Sliding 3 Rail Threshold Profile
AD16-035



Alüminyum Sliding Rail
AD16-014 PRES



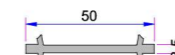
Alüminyum Sliding Rail
AD-16-053



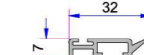
PVC Sash Cover Profile
P.A.232.5701.650.0.00.19



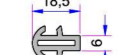
Frame Channel Cover
P.A.232.5703.600.0.00.19



Narrow Coupling Profile
P.A.050.5001.600.0.00.19



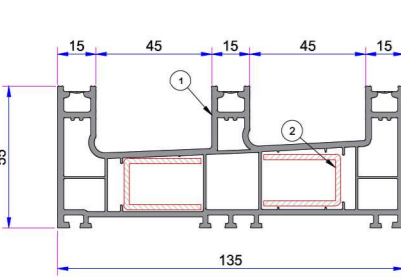
PVC Sash Lap Strip
P.A.232.5301.650.0.00.19



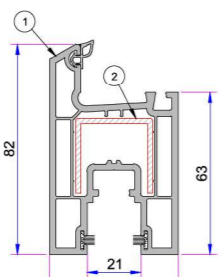
Short Coupling Profile
P.A.099.5003.600



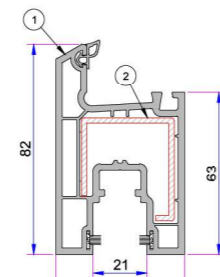
Universal Short Coupling Profile
P.A.099.5004.600



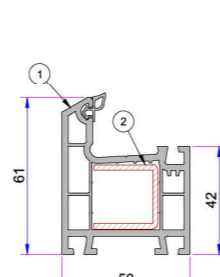
1. **Triple Rail Frame Profile (In Process)**
2. **Reinforcement (30x20x30)**
1,2mm - 34022 - 12006
1,5mm - 34022 - 15006
2 mm - 34022 - 20006



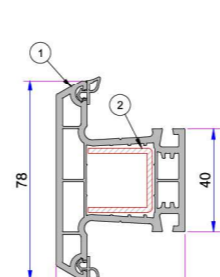
1. **Sliding Sash Profile**
P.A.232.2300.600.0.00.01
2. **Reinforcement (29x30x29)**
1,2mm - 34022 - 12002
1,5mm - 34022 - 15002
2 mm - 34022 - 20002



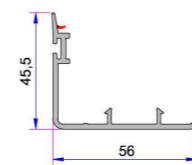
1. **Statik Sliding Sash Profile**
P.A.232.2308.600.0.00.01
2. **Reinforcement (30x36x40x7)**
1,2mm - 34022 - 12036
1,5mm - 34022 - 15036
2 mm - 34022 - 20036



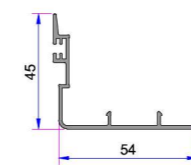
1. **332 Frame Profile**
P.A.332.1000.600.0.00.01
2. **Reinforcement (25x25x25)**
1,2mm - 34022 - 12003
1,5mm - 34022 - 15003
2 mm - 34022 - 20003



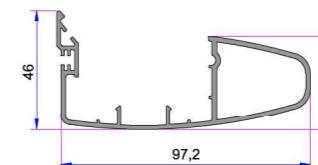
1. **332 Mullion Profile**
P.A.332.3000.600.0.00.01
2. **Reinforcement (25x25x25)**
1,2mm - 34022 - 12003
1,5mm - 34022 - 15003
2 mm - 34022 - 20003



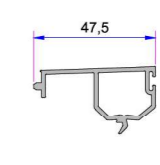
PVC Sash Cover Profile With Seal
P.A.232.5700.600.0.00.01



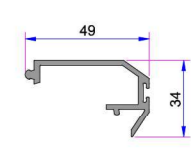
Alm. Sash Cover Profile
16051.601.5.1.1.9016



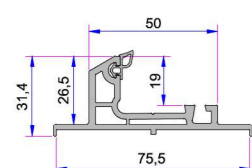
Alm. Sash Cover Grillage Profile
16028.601.5.2.0.9016



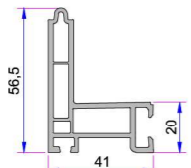
Single Rail Cover Profile
P.A.232.5710.600.0.00.19



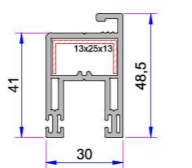
Alm. Cover Profile
AD 16 - 013



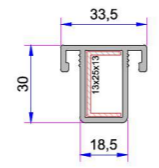
Double Rail Adaptor Profile
P.A.232.5800.600.0.00.19



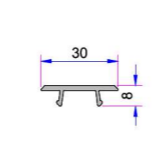
Screen Adaptor Profile
P.A.232.5802.600.0.00.19



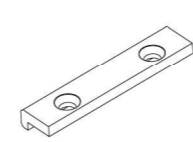
Fly-Screen Sash Profile
P.A.242.2305.600.0.00.01



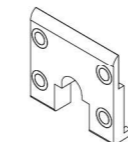
Fly-Screen Mullion Profile
P.A.242.3200.600.0.00.01



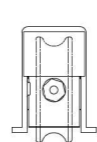
Fly-Screen Sash Cover
P.A.242.5701.600



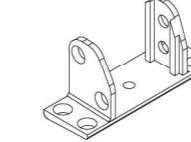
Upper bedding Piece for Sliding Rail
34009 - 36010



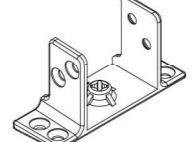
Sliding Sash End Bit
34009 - 46010



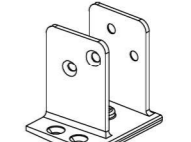
Sliding Roller
34009 - 18030



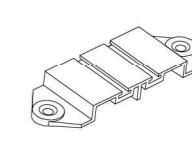
232 Sash Mullion Connector
34007 - 14030



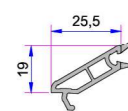
332 Mullion Connector
34007 - 11080



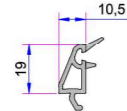
Frame - Frame Connector
34007-14020



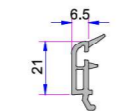
Sealing Bit Single Rail
34009 - 26010



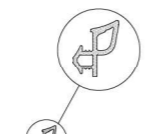
Single Glazing Bead (4 mm)
P.A.332.4000.600.0.HC



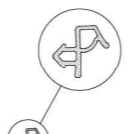
Double Glazing Bead (20 mm)
P.A.332.4100.600.0.HC



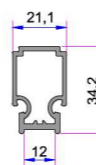
Double Glazing Bead (24 mm)
P.A.532.4500.600.0.HC



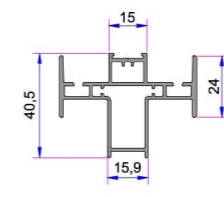
Frame Seal



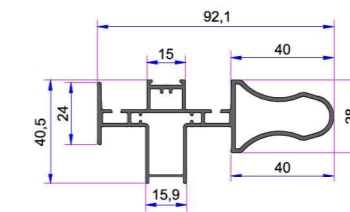
Sash Seal



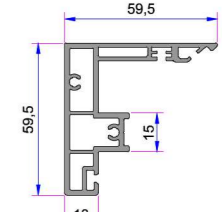
Alm. Double Sash Adaptor
16011.601.5.1.1.9016



With Alum. Lug Double Sash Middle Adaptor (In Process)



With Alum. Grillage Double Sash Middle Adaptor (In Process)



Alm. Sliding Mullion with Three Chambered (In Process)